



TheGuildSM



International Radio Network


HOW TO USE THE IRN SERVER:

Welcome to the IRN Server.

Once connected you will see a number of channels on your device. These are also known as “Talkgroups”.

The default talkgroup is called “The Welcome Channel”. When you first join the server, you will appear in this talkgroup. Once in that room, you are all connected and ready to go (once you have been verified by an Admin).











When you first join, you will see a little “Q” at the side of your name. This is what we call a guest server status. In short, it means that you can access the server and monitor in the different rooms, but that you can only TX (Transmit) in the welcome channel.

Once an admin has spotted you on the server, they will assign you with a new server group known as . This means that you are now waiting for verification.

We aim to verify users the same day, and this can be done in as little as 5 minutes. It’s worth noting that you should keep your contact details up to date on QRZ if you are a registered radio amateur so we can contact you in the event of any issues.

If you are not a licenced amateur radio user, you are still welcome to use the system, but you must join “The Guild” (World Wide Amateur Radio Guild) in order to stay using the IRN. The Guild is free to join, and they will generate a callsign for you that you can use on the server.

Once you have been verified, you will notice that your icon will change to suit your class of user. Below is a list of current icons in use on the server.

- Q** - Guest User
-  - Awaiting verification
-  - Non-Licensed User
-  - Licensed Amateur Radio User
-  - System Administrator
-  - Crosslink Server – Automated Server used for crosslinking
-  - Talkgroup icon – Hams only may TX (Non-hams can RX)
-  - Talkgroup icon – Hams and Non-hams may TX
-  - Non-talkgroup. Special use in this talkgroup only
-  - User blocked. Please contact the admin team
-  - Contact the admin team (if you see this icon, please get in touch)

Channels: (Please select “Channel info” for more information on your device about each channel – These channel are subject to change).

- **Welcome Channel** - This is the default channel. Please use this channel for monitoring and calling. Please avoid QSO’s on this channel.
- **TG1** - This is a general Talkgroup. This channel is available to all users .
- **TG2** - This is a general Talkgroup. This channel is available to all users once verified.
- **TG3** - This is a general Talkgroup. This channel is available to all users with preference to Non-English speakers.
- **The Guild QSO**– Part of The Guild (Worldwide Amateur Radio Guild). Crosslinked to Zello.
- **The UK Hub** - Crosslinked to RF (UK National)
- **Alabama Link** - Crosslinked to RF (US/Multi-Mode linking including access for Allstar, Echolink, DMR, D-Star & Fusion)
- **VK6 Hub** - Crosslinked to RF (Western Australia)
- **Hub Net UK** - Crosslinked to RF (UK National)
- **New England Hub** - Crosslinked to RF (US)

- **GB3KU Repeater** - Crosslinked to RF (Manchester UK) and often connected to different Hubs (WAN/WIN/Hawaii, etc).
- **Speciality Channels** - Special and temporary channels go in here. These channels are not always 24/7 and include the FRN Crosslink, The Outpost Radio Network, MD South Conference and International Allstar Network and other non English speaking channels). You can create your own channel here also.
- **Testing Audio and Connections** – Used for testing your audio and connections. We'd rather you did it in here so you're not interfering with anyone else.
- **The Naughty Bin** – If you find yourself here, it means you were doing something that was interfering with other users. You are free to move back to the main channels, but please check you're not causing any interference first.
- **The Office** – This room is used for private QSO's for the administration team.
- **Core Admin** – This room is used for private QSO's for the administration team.

Joining a room differs slightly depending on what device you are using. On Windows, Linux and Apple Mac's you simply double click the channel you want. On Android you need to press and hold the screen over the channel you want and it'll open up an options window. On iOS you press the screen once on the talkgroup that you want to enter and it will bring up a menu, you then select "Join"... It really is that simple.

By default, the Teamspeak 3 application has what is known as "system volume" turned on. This means that when other users join/leave/edit etc the channel you are in, you will hear a voice prompt telling you.

Some people may want to hear this, but if you don't, you can mute this feature from within your settings menu as follows:

Windows/Mac/Linux - Go to tools>options>playback and move the volume slider for the "sound pack volume" to the bottom.

Android - Go to settings>sound pack and disable.

iOs - Go to Menu>settings>sound pack and disable

Creating your own channel/talkgroup:

The IRN Server has the ability to allow users to create their own channels for temporary use. Any user can create a channel for their own use and even make it private (by adding a password). Channel rooms will automatically vanish after last user leaves the channel.

Please be respectful when naming your channel (offensive comments/wording is not permitted).

If you need any help setting up a temporary room, please speak to one of the admins who will be happy to help.

Please remember that the IRN Server has been created by hams, for hams. It is free to use but takes a fair amount of work behind the scenes to keep things working and running smoothly. Everyone that helps with the IRN and The Guild does so in their own time and for free. Please bear that in mind if you have any comments or questions and we don't get back to you straight away.

Thank you for using the system, and happy DX'ing for now.

